

SERIES

SCN06

6 TON (53 kN)


SPEED: Up to 320.8 in/min (8147 mm/min)

BRAKE MOTOR: TEFC 230/460 VAC, 3 ph, 60 Hz

STROKES: Up to 80 in (2032 mm)

TEMPERATURE RANGE: 0°F to 120°F (-18°C to 50°C)*

*For other temperatures please consult the factory



FEATURES & BENEFITS

- Easy to install - reduces installation costs
- Custom designed for your application
- Low maintenance design - easy to maintain after installation
- Long product life expectancy
- Ball screw
- Ductile iron housing
- Chrome plated translating tube
- Adjustable end of stroke limit switches
- Clevis and trunnion mounting
- Motor configuration include: parallel, right angle and OFFSET

OPTIONS

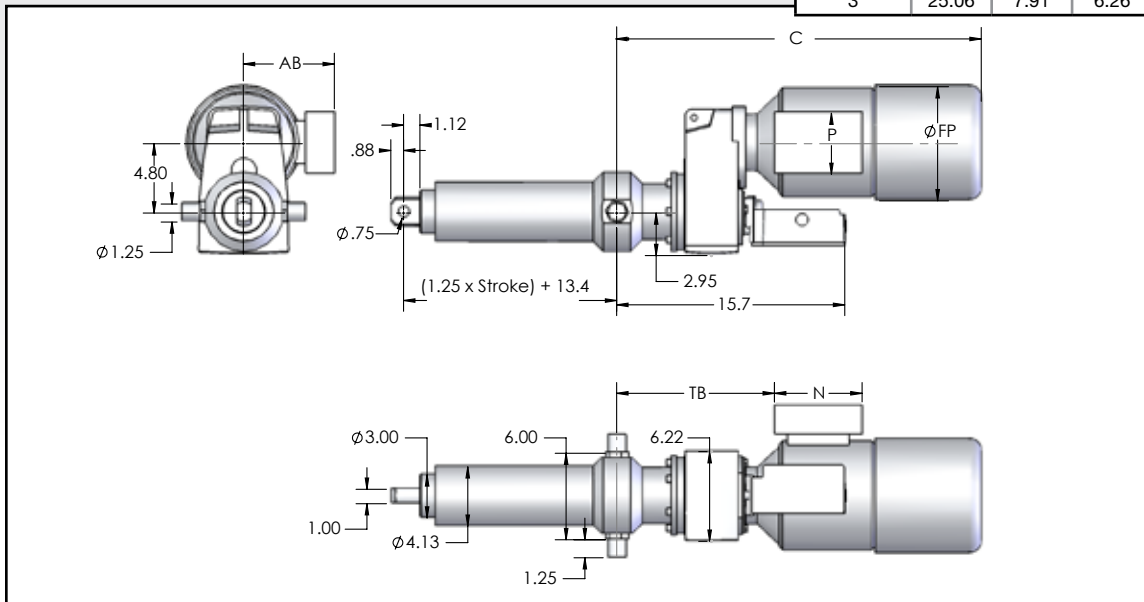
- Food grade component options available
- Explosion proof motor and limit switch (see pages 44-47)
- Product designs for outdoor applications
- Manual override
- Other special packages are available upon your application needs





Motor HP	C	FP	AB	TB	N	P
0.16 - 0.25	18.33	5.17	4.84	9.31	5.20	3.43
0.33 - 0.50	20.00	5.71	5.24	10.14	5.20	3.43
0.75 - 1.0	21.21	6.50	5.83	10.42	6.02	4.25
1.5 - 2.0	23.25	7.20	5.83	10.61	6.02	4.25
3	25.06	7.91	6.26	10.85	6.02	4.25

OFFSET MOTOR



PRODUCT INFORMATION

Part Number	Rated Load		Standard Stroke Lengths		Retracted Length in (mm)	Speed		Max Stroke		Motor	
	lbs	N	in	mm		in/min	mm/min	in	mm	HP	kW
NZH6-0479	4942	21,983	6, 12, 18, 24, 36	152, 304, 457, 609, 914	13.4 (340) + (1.25 x Stroke)	354.9	9014	80	2032	5	3.73
NZH6-0547	5643	25,101				310.8	7894	80	2032	5	3.73
NZH6-0643	6633	29,505				264.4	6716	75	1905	5	3.73
NZH6-0724	4481	19,931				234.8	5963	80	2032	3	2.20
NZH6-0824	5100	22,684				206.3	5240	80	2032	3	2.20
NZH6-0918	5682	25,273				185.2	4704	80	2032	3	2.20
NZ06-0479	6308	28,061				168.2	4273	77	1956	3	2.20
NZ06-0547	7204	32,044				147.3	3742	72	1829	3	2.20
NZ06-0643	5645	25,112				125.3	3183	80	2032	2	1.49
NZ06-0724	6357	28,276				111.3	2827	77	1956	2	1.49
NZ06-0824	7235	32,181				97.8	2484	72	1828	2	1.49
NZ06-0918	8060	35,852				87.8	2229	68	1727	2	1.49
NZ06-1034	6809	30,287				77.9	1979	74	1880	1-1/2	1.11
NZ06-1176	7744	34,446				68.5	1740	69	1753	1-1/2	1.11
NZ06-1411	6194	27,553				57.1	1451	78	1981	1	0.74
NZ06-1721	7555	33,907				46.8	1188	70	1778	1	0.74
NZ06-2057	9030	40,168				39.2	995	64	1626	1	0.74
NZ06-2522	8304	36,936				32.0	812	67	1702	3/4	0.55
NZ06-2833	9328	41,491				28.4	721	63	1600	3/4	0.55
NZ06-3208	10,562	46,983				25.1	638	59	1499	3/4	0.55
NZ06-4107	9015	40,099	19.6	498	64	1626	1/2	0.37			
NZ06-4925	10,810	48,515	16.4	416	59	1498	1/2	0.37			
NZ06-5889	12,926	57,497	13.7	348	54	1372	1/2	0.37			
NZ06-7217	10,455	46,506	11.2	284	60	1524	1/3	0.24			
NZ06-7899	11,443	50,901	10.2	259	57	1447	1/3	0.24			
NZ06-8117	11,759	52,306	9.9	251	56	1422	1/3	0.24			
NZ06-8894	12,000	53,376	9.1	231	54	1371	1/3	0.24			
NZ06-9248	12,000	53,376	8.7	220	53	1346	1/3	0.24			
NZ06-10114	12,000	53,376	8.0	203	50	1270	1/3	0.24			
NZ06-10608	12,000	53,376	7.6	193	49	1244	1/3	0.24			
NZ06-10950	12,000	53,378	7.4	187	48	1219	1/3	0.24			
NZ06-11816	12,000	53,378	6.8	173	54	1372	1/4	0.19			
NZ06-13660	12,000	53,376	5.9	149	50	1270	1/4	0.19			
NZ06-15812	12,000	53,378	5.1	129	46	1168	1/4	0.19			

Consult the factory for additional speeds and capacities. Stroke lengths are available in 1 inch increments, please contact the factory for details.

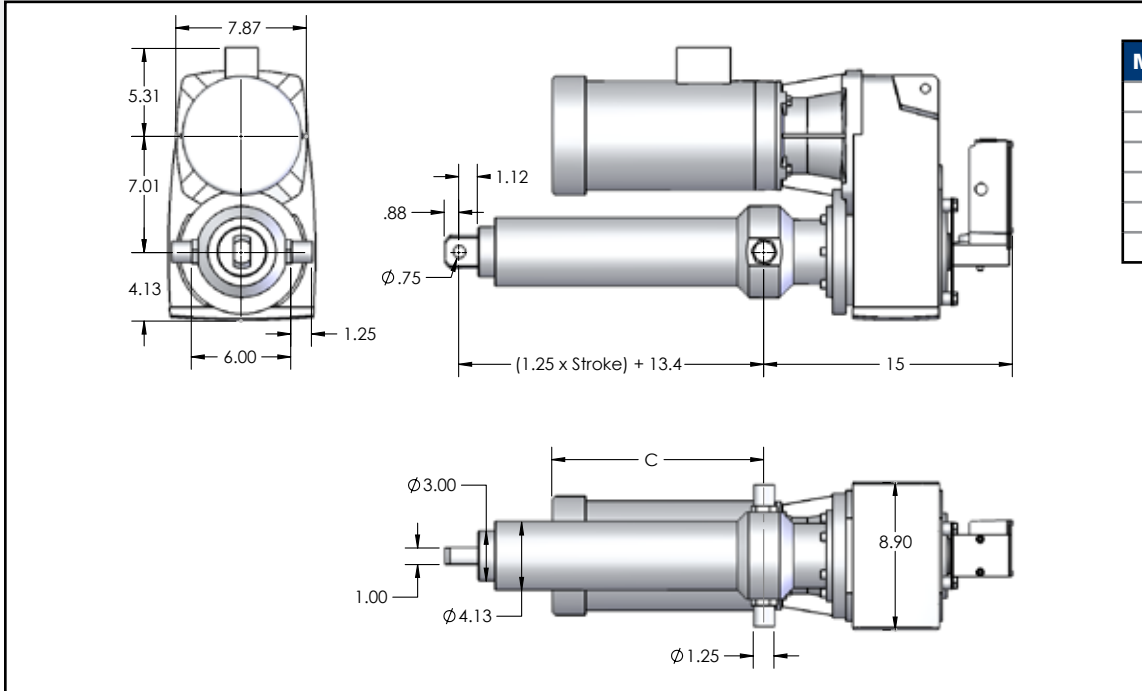
SERIES

SCN06

6 TON (53 kN)



PARALLEL MOTOR




Motor HP	C
1/3	11.16
1/2 - 3/4	12.86
1	13.18
1-1/2	14.18
2	15.16
3	16.04

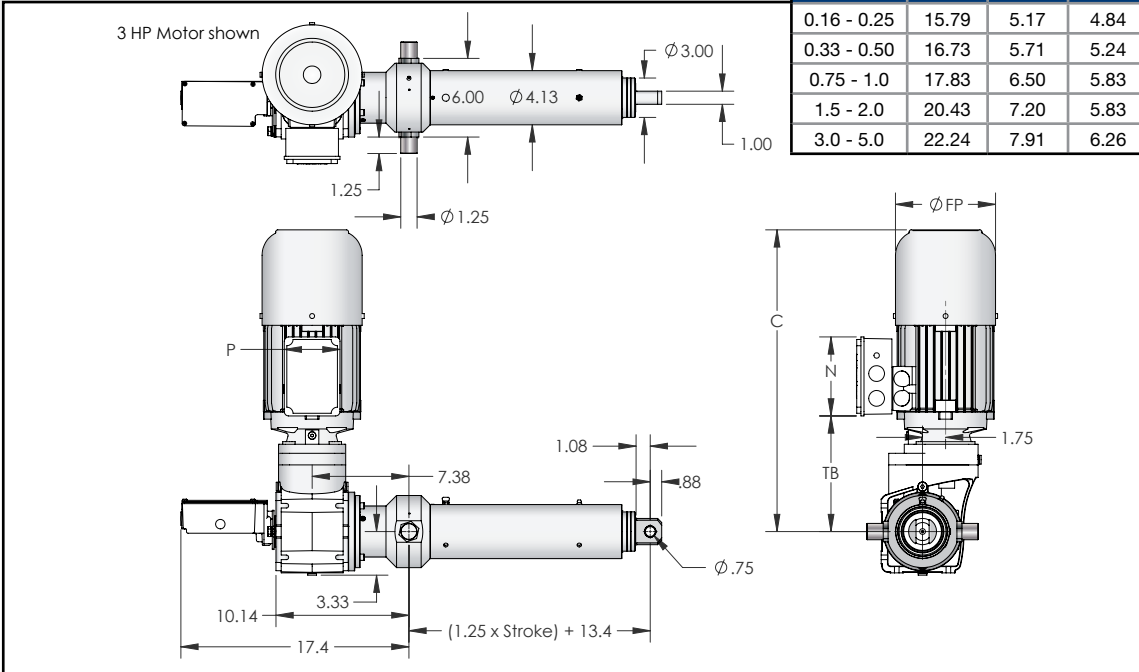
PRODUCT INFORMATION

Part Number	Rated Load		Standard Stroke Lengths		Retracted Length in (mm)	Speed		Max Stroke		Motor	
	lbs	N	in	mm		in/min	mm/min	in	mm	HP	kW
NUH6-0448	2773	12,335	6, 12, 18, 24, 36	152, 304, 457, 609, 914	13.4 (340) + (1.25 x Stroke)	379.5	9639	80	2032	3	2.20
NUH6-0568	3516	15,779				299.3	7602	80	2032	3	2.20
NUH6-0670	4147	18,447				253.7	6443	80	2032	3	2.20
NU06-0448	5900	26,479				179.9	4569	80	2032	3	2.20
NU06-0568	7480	33,271				141.9	3604	71	1803	3	2.20
NU06-0670	8823	39,251				120.3	3055	65	1651	3	2.20
NU06-0831	7296	32,454				97.0	2463	72	1829	2	1.49
NU06-0831	7296	32,452				97.0	2387	72	1829	2	1.49
NU06-0980	8604	38,615				82.2	2087	66	1676	2	1.49
NU06-1138	9992	44,446				70.8	1798	61	1549	2	1.49
NU06-1411	9291	41,328				57.1	1451	63	1600	1-1/2	1.11
NU06-1667	7318	32,552				48.3	1228	71	1803	1	0.74
NU06-2018	8859	39,759				39.9	1013	65	1651	1	0.74
NU06-2138	9386	42,124				37.7	957	63	1600	1	0.74
NU06-2245	9855	43,837				35.9	912	62	1575	1	0.74
NU06-2371	7806	34,722				34.0	863	69	1753	3/4	0.55
NU06-2588	8521	38,242				31.1	789	66	1676	3/4	0.55
NU06-2870	9449	42,407				28.1	713	63	1600	3/4	0.55
NU06-3193	10,513	46,764				25.2	641	60	1524	3/4	0.55
NU06-3777	8290	36,875				21.3	542	67	1702	1/2	0.37
NU06-4202	9223	41,393				19.2	487	64	1625	1/2	0.37
NU06-4485	9844	44,180				18.0	457	62	1574	1/2	0.37
NU06-5297	11,627	51,719				15.2	386	57	1448	1/2	0.37
NU06-6412	9288	40,319				12.6	319	63	1600	1/3	0.24
NU06-6589	9545	42,458				12.2	310	63	1600	1/3	0.24
NU06-7976	11555	51,859				10.0	254	57	1447	1/3	0.24
NU06-8874	12000	53,856				9.1	231	54	1371	1/3	0.24
NU06-10088	12000	53,856				8.0	203	50	1275	1/3	0.24
NU06-11223	12,000	53,378				7.2	182	48	1219	1/3	0.24

Consult the factory for additional speeds and capacities. Stroke lengths are available in 1 inch increments, please contact the factory for details.



RIGHT ANGLE MOTOR



Motor HP	C	FP	AB	TB	N	P
0.16 - 0.25	15.79	5.17	4.84	6.47	5.20	3.43
0.33 - 0.50	16.73	5.71	5.24	7.30	5.20	3.43
0.75 - 1.0	17.83	6.50	5.83	7.58	6.02	4.25
1.5 - 2.0	20.43	7.20	5.83	7.70	6.02	4.25
3.0 - 5.0	22.24	7.91	6.26	8.01	6.02	4.25

PRODUCT INFORMATION

Part Number	Rated Load		Standard Stroke Lengths		Retracted Length	Speed		Max Stroke		Motor	
	lbs	N	in	mm	in (mm)	in/min	mm/min	in	mm	HP	kW
NLH6-0372	3838	17,071				457.0	11608	80	2032	5	3.73
NLH6-0431	4446	19,778				394.4	10019	80	2032	5	3.73
NLH6-0513	5292	23,541				331.4	8417	80	2032	5	3.73
NLH6-0583	6014	26,754				291.6	7407	79	2007	5	3.73
NLH6-0667	4129	18,365				254.9	6474	80	2032	3	2.24
NLH6-0701	4339	19,301				242.5	6160	80	2032	3	2.24
NL06-0372	4899	21,793				216.6	5502	80	2032	3	2.24
NL06-0431	5676	25,249				187.0	4749	80	2032	3	2.24
NL06-0513	6756	30,053				157.1	3990	75	1905	3	2.24
NL06-0583	7678	34,154				138.2	3511	70	1778	3	2.24
NL06-0667	5856	26,050				120.8	3069	80	2032	2	1.49
NL06-0701	6155	27,378				115.0	2920	78	1981	2	1.49
NL06-0819	7191	31,986				98.4	2499	73	1854	2	1.49
NL06-0911	5999	26,684				88.5	2247	79	2007	1-1/2	1.12
NL06-1033	6802	30,258	6, 12, 18,	152, 304, 457,	13.4 (340)	78.0	1981	75	1905	1-1/2	1.12
NL06-1120	7375	32,806	24, 36	609, 914	+ (1.25 x Stroke)	71.9	1827	72	1829	1-1/2	1.12
NL06-1256	8271	36,790				64.2	1630	68	1727	1-1/2	1.12
NL06-1412	9298	41,359				57.1	1450	64	1626	1 1/2	1.12
NL06-1584	6954	30,932				50.9	1292	74	1880	1	0.75
NL06-1833	8047	35,794				44.0	1117	69	1753	1	0.75
NL06-2004	8797	39,133				40.2	1021	66	1676	1	0.75
NL06-2249	9873	43,917				35.8	910	62	1575	1	0.75
NL06-2506	8251	36,702				32.2	817	68	1727	3/4	0.56
NL06-2811	9255	41,169				28.7	728	64	1626	3/4	0.56
NL06-3280	10,799	48,038				24.6	624	59	1499	3/4	0.56
NL06-3680	8078	35,931				21.9	556	69	1753	1/2	0.37
NL06-4146	9100	40,480				19.4	494	65	1651	1/2	0.37
NL06-4664	10,237	45,538				17.3	439	61	1549	1/2	0.37
NL06-4946	10,856	48,291				16.3	414	59	1499	1/2	0.37
NL06-5549	8039	35,758				14.5	369	69	1753	1/3	0.25

Consult the factory for additional speeds and capacities. Stroke lengths are available in 1 inch increments, please contact the factory for details.